

FOCUS


FOODSERVICE, LLC

Item # _____

Job _____

WIRE SHELVING ACCESSORIES

Shelf Ledges - Dimensions: 4" (100 mm)



Chromate and Black Epoxy Style



*Green Epoxy Style




- To promote safety, use ledges to keep items from protruding or falling from shelves. Ledges can be installed on the back or sides of shelving units. Ledges can be stacked on top of each other for an 8" or higher barrier.

Item No. Chromate	Item No. Black Epoxy	Item No. Green Epoxy*	Length (in)	Length (mm)
	FL144BK		14	356
FL184C	FL184BK	FSL184FPS	18	457
FL214C	FL214BK	FSL214FPS	21	533
FL244C	FL244BK	FSL244FPS	24	610
		FSL304FPS	30	762
FL364C	FL364BK	FSL364FPS	36	914
FL484C	FL484BK	FSL484FPS	48	1219
FL604C	FL604BK	FSL604FPS	60	1524

Green Epoxy shelf ledges are feature our SaniGard™ Anti-Microbial Protection. Suitable for use with all Focus Shelving units including FPS-PPLUS™ (as shown).

Shelf Dividers - Dimensions: 8" (200 mm)



- Shelf dividers allow you to compartmentalize shelves, keeping shelf contents orderly. Dividers snap into place, allowing for easy adjustment to the exact size of the section required.

Item No. Chromate	Item No. Black Epoxy	Shelf Width (in)	Shelf Width (mm)
	FSD14BK	14	356
FSD18C	FSD18BK	18	457
	FSD21BK	21	533
FSD24C	FSD24BK	24	610

Plastic Split Sleeves



- One bag included with each shelf. Packed 4 pairs per bag. Item No. 30058

Shelf Labels



- Your choice of snap on front of shelves or slide under truss versions. Provides an easy way to identify contents on shelves. Holds most commercial 1 1/4" (3.2 cm) labels. Paper labels not included.

Snap On Black Plastic	Snap On Clear Plastic	Slide Under Truss Black Plastic	Size (in)	Size (mm)
FSHELFB3B	FSHELFB3CL	FUTLB3BK	3 x 1 1/4	76 x 32
FSHELFB6B	FSHELFB6CL	FUTLB6BK	6 x 1 1/4	152 x 32
	FSHELFB43CL	43" (109.2 cm) fits 48" (122.0 cm) long shelves		
	FSHELFB54CL	54" (137.2 cm) fits 60" (152.4 cm) long shelves		

WIRE SHELVING ACCESSORIES

Job _____

"S" Hooks



- Used to "add on" shelving units with only 2 posts required. Hook goes over the edge of the post supported shelf and under the edge of the add-on shelf. Can be used to join units end-to-end, back-to-back, or at right angles. Two "S" hooks required for each connection.

Item No.	Description
93333	Chrome plated
93333GN	Green epoxy coated
93333BK	Black epoxy coated

Post Clamps



- Secure shelving units together for maximum strength. Recommended to use clamps at the front and back of the unit. Each unit is supported by four posts and buttressed by the adjacent unit. Packed 2 per package.

Item No. Chromate	Item No. Black Epoxy
FPOCL	FPOCLBK

Triangular Security Foot




- Replaces the leveling bolt. Used when units are to be bolted to the floor or without bolts when a broader foot is desired. Zinc plated. Packed 4 per package. Item No. FTSFZ

Chrome Shelf Cap



- Used to fill shelf-corner openings where posts have been eliminated by the use of "S" hooks. Item No. FCSC

Clear Shelf Inlays



- Translucent plastic mat provides greater stability for items on shelves, while still letting light through.

Item No.	Fits Shelf Size	
	(in)	(cm)
FPSLI424CL	14 x 24	35.5 x 61.0
FPSLI436CL	14 x 36	35.5 x 91.4
FPSLI448CL	14 x 48	35.5 x 121.9
FPSLI460CL	14 x 60	35.5 x 152.4
FPSLI836CL	18 x 36	45.7 x 91.4
FPSLI848CL	18 x 48	45.7 x 121.9
FPSLI860CL	18 x 60	45.7 x 152.4
FPSL2136CL	21 x 36	53.0 x 91.4
FPSL2148CL	21 x 48	53.0 x 121.9
FPSL2160CL	21 x 60	53.0 x 152.4
FPSL2436CL	24 x 36	61.0 x 91.4
FPSL2448CL	24 x 48	61.0 x 121.9
FPSL2460CL	24 x 60	61.0 x 152.4

Extended Handle



- Handle provides additional maneuverability and control for mobile units. Chromate finish.

Item No.	Fit Shelf Width	
	(in)	(cm)
FXHAND18C	18	45.7
FXHAND24C	24	61.0



Focus Foodservice, LLC • 300 Knightsbridge Parkway, Suite 500 • Lincolnshire, IL 60069
 Phone 800-968-3918 • Fax 800-968-4129 • www.focusfoodservice.com

rev. 1111

Total Restaurant Supply