



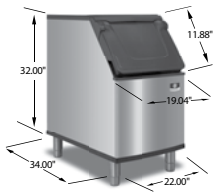
# Ice Storage Bins

## Model

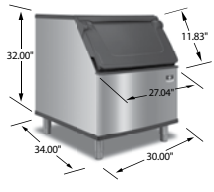
- D320  D400  D420  D570  D970

## D Bins

.75" (1.90 cm) Bin drain



D320  
210 lbs. (95 kgs)  
(Available January)



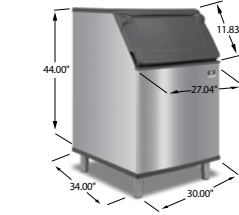
D400  
290 lbs. (132 kgs)  
(Available January)




D420  
310 lbs. (141 kgs)  
(Available January)



Ergonomic NSF approved  
sanitary ice scoop included



D570  
430 lbs. (195 kgs)  
(Available January)



D970  
710 lbs. (323 kgs)

## D Bin Features

**New Sanitary Scoop** Ergonomic NSF approved sanitary ice scoop included with each bin. Built-in knuckle and thumb guard. Unique molded retaining lip allows maximum scooping every time. Per scoop capacity approximately 5.3/ lbs (2.4 kg)

**Scoop Holder options** New built-in scoop holder, keeps the ice scoop handle above the ice, or purchases the optional NSF approved External Scoop Holder Kit # K00461. (Available January 2018)

**New Door design** Clever built in side grips allow you to lift the bin door from anywhere you are standing (left, right or center) even when you have just one hand free.

## Foamed Insulated Door

Insulates the ice bin, reduces sweat on the door, helps keep ice lasting longer.

**Stay up door** Unique cammed bin door self-latch keeps the door in the open position and keeps the employee safe when scooping ice.

**Ergonomic Door design** Door is angled 53 degrees to allow for easier access to the ice in the bin especially when scooping from the bottom.

**Duratech Metal Finish** Manitowoc exterior material has better corrosion resistance than stainless steel, is smudge resistant and easy to keep clean.

**New Bin liner** Polyurethane Artic Blue bin liner accentuates the crisp clear ice from a Manitowoc Ice Machine.

## Warranty

Bin & Accessories: 3 Year Parts & Labor.

| D Bin Model | D-Bin Capacities      |        |                      |        |                      |       | D-Bin Dimensions |      |       |       |       |      |
|-------------|-----------------------|--------|----------------------|--------|----------------------|-------|------------------|------|-------|-------|-------|------|
|             | *Application Capacity |        | **2017 AHRI Capacity |        | **2018 AHRI Capacity |       | Height           |      | Width |       | Depth |      |
|             | lbs.                  | kgs.   | lbs.                 | kgs.   | Cu. ft               | Cu. M | in.              | cm   | in.   | cm    | in.   | cm   |
| D320        | 264                   | 119.90 | 210                  | 95.25  | 8.9                  | 0.25  | 38               | 96.5 | 22    | 55.9  | 34    | 86.4 |
| D420        | 383                   | 173.79 | 310                  | 140.61 | 12.9                 | 0.37  | 50               | 127  | 22    | 55.9  | 34    | 86.4 |
| D400        | 365                   | 165.70 | 290                  | 131.54 | 12.3                 | 0.35  | 38               | 96.5 | 30    | 76.2  | 34    | 86.4 |
| D570        | 532                   | 241.14 | 430                  | 195.05 | 17.9                 | 0.51  | 50               | 127  | 30    | 76.2  | 34    | 86.4 |
| D970        | 882                   | 400.11 | 710                  | 322.05 | 29.7                 | 0.84  | 50               | 127  | 48    | 121.9 | 34    | 86.4 |

\*Application Capacity is based on 90% of the volume x 33 lbs/ft<sup>3</sup> average density of ice. Ice must be managed  
 \*\*2017 Approved AHRI capacity is based on 80% of the total volume x 30 lbs/ft<sup>3</sup> average density of ice  
 \*\*\*2018 AHRI certified measurement for bin capacity

Above bin heights include leg height of 6" / 15.24 cm  
 All bins include sanitary plastic ice scoop and one set of adjustable (6 in to 7.75 in / 15.24 to 20.32 cm) chrome legs  
 External Scoop holder order separately Kit # 000461



Welbilt reserves the right to make changes to the design or specifications without prior notice.

2110 South 26th Street  
Manitowoc, WI 54220

Tel: 1.920.682.0161  
Fax: 1.920.683.7589

[www.manitowocice.com](http://www.manitowocice.com)





Ice Storage Bins

D Bins

| Indigo Ice Machines Series |         |       |         |         |      |         |         |             |             |                 |                        |                |
|----------------------------|---------|-------|---------|---------|------|---------|---------|-------------|-------------|-----------------|------------------------|----------------|
| Machine                    |         |       | iT420   | iT620   | i300 | iT450   | iT500   | i606, i686C | i906, i976C | iT1200, iT1200C | i1470C, i1870C, i2170C | iT1500, iT1900 |
| Machine Capacity @90/70 F  |         |       | 375     | 465     | 235  | 378     | 440     | 555, 530    | 710, 710    | 950, 1000       | 1200, 1470, 1691       | 1360, 1455     |
| Bins                       | Bin Cap | Width | 22"     | 22"     | 30"  | 30"     | 30"     | 30"         | 30"         | 30"             | 30"                    | 48"            |
| D320                       | 210     | 22"   | *       | *       |      |         |         |             |             |                 |                        |                |
| D420                       | 290     | 22"   | *       | *       |      |         |         |             |             |                 |                        |                |
| D400                       | 310     | 30"   | K-00443 | K-00443 | *    | *       | *       | *           | NR          | NR              | NR                     |                |
| D570                       | 430     | 30"   | K-00443 | K-00443 | *    | *       | *       | *           | *           | *               | NR                     |                |
| D970                       | 710     | 48"   | NR      | NR      | NR   | K-00458 | K-00458 | K-00458     | K-00458     | K-00458         | K-00385                | *              |

| Manitowoc Flaker and Nugget Machines |         |       |                  |                  |         |         |                    |                    |         |         |          |
|--------------------------------------|---------|-------|------------------|------------------|---------|---------|--------------------|--------------------|---------|---------|----------|
| Machine                              |         |       | RNS0308 & RNF320 | RFS0300 & RFF320 | RNF620  | RFF0620 | RNF1020            | RFF1220            | RNF1100 | RFF1300 | RFF2200C |
| Machine cap                          |         |       | 251              | 286              | 451     | 540     | 825                | 958                | 825     | 874     | 1702     |
| Bins                                 | Bin cap | Width | 22"              | 22"              | 22"     | 22"     | 22"                | 22"                | 30"     | 30"     | 36.7"    |
| D320                                 | 210     | 22"   | *                | *                | NR      | NR      | NR                 | NR                 |         |         |          |
| D420                                 | 310     | 22"   | *                | *                | *       | *       | NR                 | NR                 |         |         |          |
| D400                                 | 290     | 30"   | K-00443          | K-00443          | K-00443 | K-00443 | NR                 | NR                 | NR      | NR      |          |
| D570                                 | 430     | 30"   | NR               | K-00443          | K-00443 | K-00443 | NR                 | NR                 | *       | *       |          |
| D970                                 | 710     | 48"   | NR               | NR               | K-00444 | K-00444 | K-00371 if 2 used. | K-00371 if 2 used. | K-00458 | K-00458 | K-00458  |

An optional adapter is required when putting a narrower ice machine on a wider bin.  
 \* No adapter is needed  
 NR= Not Recommend. Bin too small or too large for application.  
 Putting a wider machine on narrower bin is not an option.  
 Machines side by side must be water cooled or remote.  
 Bin Capacity shown in lbs using the AHRI rating base on 80% of total volume x 30lb/ft3 average density of ice.  
 Machine capacity shown in lbs/24hrs using the AHRI rating base at 90F ambient, 70F water temperature

Available Accessories See price book for replacement: scoops, legs, specialty legs and casters

**K00146 Convenient Ice Bagger**

Includes bagger, D-bin adapter, and 250 bags and ties (Not for D320 or D400) Order K00068 replacement bags



**K00461 External Scoop Holder**

NSF approved. Can be mounted on the left or right side of bins, horizontally or vertically or on a wall.



**000013960 Metal Scoop**

Indestructible aluminum alloy with sanitary knuckle and thumb guard. Works with K00461 external scoop holder or hangs inside the D-Bin series



**K00462 Secure Fastening Kit**

Securely fast the Indigo<sup>v</sup> ice machine head to the pre-drilled inserts on the back of the D-bin series. Stainless steel flanged feet attach to bin and can be screwed to the floor

