




PARTS & ACCESSORIES




A. 6 OUTLET POWER CENTER Model No. **APC**


B. BIN RAIL
Model No. **BR60**
Use with 60" wide shelves or independently with wall mount kit. For large storage needs. Adjusts on 1" increments.

C. REEL HOLDER
Model No. **AR60**
Keeps spools on hand for immediate access. 60"W.

D. REEL HOLDER
Holds up to 12" diameter reels.
Width" Model No.
12 **AR12**
18 **AR18**
24 **AR24**



WIRE KEYBOARD DRAWER SHELF Model No. **AKD211**
Accepts keyboards up to 21"W x 11"D. Has a 6" height adjustment. 25 1/4"W x 15"D x 4 1/4"H.



LABEL HOLDER
Length" Color Model No.
3 Black **ABM3**
3 Clear **ABM3C**
12 Clear **ABM12C**
24 Clear **ABM24C**



LOCKING POST COLLAR
Model No. **APL**



LARGE 1 1/2" SHELF COLLAR HOOK
Model No. **SSB2C**



SMALL 1/2" SHELF COLLAR HOOK
Model No. **SSB1C**



UTILITY BASKET Model No. **ASW177**
17 3/8" x 7 1/2" x 10"H.



DOCUMENT HOLDER Model No. **AH**
12 3/8" x 2" x 8 5/8"H



POST CLAMP
Securely joins two sections together.
Width" Model No.
1 1/16" **AC**
3 1/16" **ACX**



SHELF COLLAR PLUG
Model No. **AL**
Use on shelf collar.



POST CAP
Model No. **AP**
Use on top of post.



RUBBER Mallet
Model No. **ARM**



WALL MOUNTING BRACKET
Model No. **AW2C**
Secures posts to wall - 2" clearance.



ALUMINUM SHELF CLIP WITH RETAINER RING
Model No. **AMA**



SHELF CLIP (4 PAIR)
Model No. **AM**



"S" HOOK
Model No. **AS** - Use 2 for each add-on wire shelf. Sold 8 per package



NON-MARRING FLOOR GLIDE
Model No. **AG**



POST LEVELER BOLT & INSERT
Model No. **AX**



3 1/2" DONUT BUMPER
Model No. **AB3**



FOOT PLATE
Model No. **AF**