



Outperform every day.™

Project:

Item Number:

Quantity:

REFRIGERATED DISPLAY CABINETS



Drop-in Cabinet



Curved Cabinet



Front Access Curved Cabinet



Cubed Cabinet

Refrigerated Display Cabinets

DESCRIPTION

Vollrath's refrigerated drop-in and countertop display cabinets enhance the presentation of chilled food items. Drop-in models have sliding rear doors for easy access for selling, refilling, changing displays and end-of-day cleaning. Countertop cabinets are available with front and rear access or rear access only.

WARRANTY: All models shown come with Vollrath's standard warranty against defects in materials and workmanship. For full warranty details, please refer to the Vollrath Equipment and Smallwares Catalog.

Agency Listings



Due to continued product improvement, please consult www.vollrath.com for current product specifications.

MODELS

- 40842 RDE7136 36" Drop-in Display Cabinet
- 40843 RDE7148 48" Drop-in Display Cabinet
- 40844 RDE7160 60" Drop-in Display Cabinet
- 40852 RDE8136 36" Curved Cabinet
- 40880 RDE8336 36" Curved Cabinet with Front Access
- 40853 RDE8148 48" Curved Cabinet
- 40881 RDE8348 48" Curved Cabinet with Front Access
- 40854 RDE8160 60" Curved Cabinet
- 40882 RDE8360 60" Curved Cabinet with Front Access
- 40862 RDE8236 36" Cubed Cabinet
- 40886 RDE8436 36" Cubed Cabinet with Front Access
- 40863 RDE8248 48" Cubed Cabinet
- 40887 RDE8448 48" Cubed Cabinet with Front Access
- 40864 RDE8260 60" Cubed Cabinet
- 40889 RDE8460 60" Cubed Cabinet with Front Access

FEATURES

- Inside lighting strips located both at the top of the cabinet and underneath the upper shelf create optimum food display throughout cabinet
- Dual fans circulate air throughout unit to ensure even temperature control
- Triple-glazed front glass gives added strength and insulation
- Drop-in and curved cabinets have two shelves. The cubed cabinet has 3 shelves.
- Lift-and-remove rear sliding doors for easy display changes and end of day cleaning
- Digitally controlled thermostat for precise and consistent settings
- 36° - 46° F (2° to 21° C) temperature range
- Drop-in models can also be used as freestanding countertop units
- 6 ft. (1.8 m) 120v cord and plug
- Note: these items must ship by truck

CLEARANCE REQUIREMENTS

- Drop-in cabinets require a minimum of 6" (15.2 cm) of non-combustible countertop to support the unit and a minimum of 6" (15.2 cm) clearance on all sides of the drop-in for proper air circulation.
- Countertop cabinets require a minimum of 6" (15.2 cm) between the equipment and any surrounding walls. Surrounding walls must be made of non-combustible materials.

Approvals

Date

--	--



Outperform every day.™
www.vollrath.com

The Vollrath Company, L.L.C.
 1236 North 18th Street
 Sheboygan, WI 53081-3201 U.S.A.
 Customer Service: 800.628.0830
 Canada Customer Service: 800.695.8560
 Main Fax: 800.752.5620 or 920.459.6573

Technical Services: 800.628.0832
 Technical Services Fax: 920.459.5462

REFRIGERATED DISPLAY CABINETS

Drop-in Models

40842 RDE7136 36" Drop-in
40843 RDE7148 48" Drop-in
40844 RDE7160 60" Drop-in

Curved Models

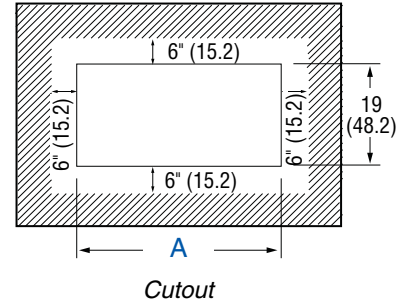
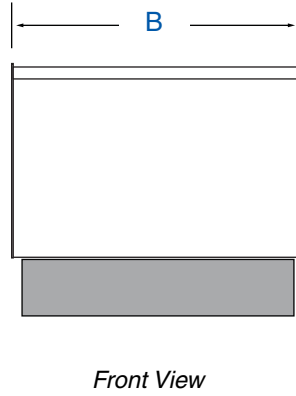
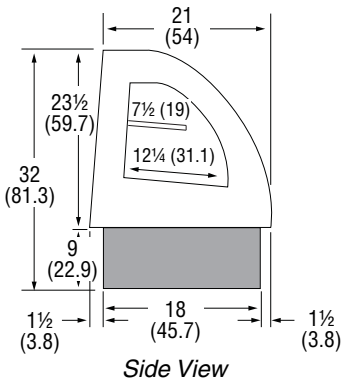
40852 RDE8136 36" Curved
40880 RDE8336 36" Curved w/Front Access
40853 RDE8148 48" Curved
40881 RDE8348 48" Curved w/Front Access
40854 RDE8160 60" Curved
40882 RDE8360 60" Curved w/Front Access

Cubed Models

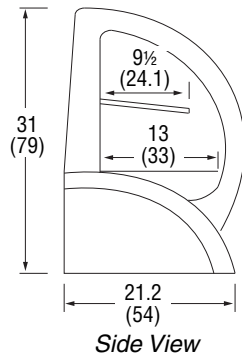

40862 RDE8236 36" Cubed
40886 RDE8436 36" Cubed w/Front Access
40863 RDE8248 48" Cubed
40887 RDE8448 48" Cubed w/Front Access
40864 RDE8260 60" Cubed
40889 RDE8460 60" Cubed w/Front Access

DIMENSIONS (Shown in inches (cm))

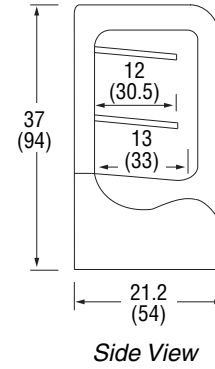
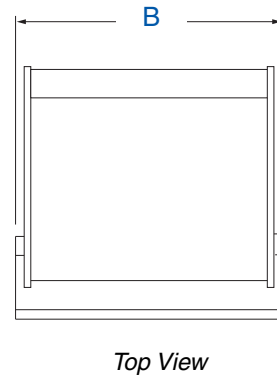
Drop-in Display Cabinets



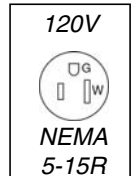
Curved Display Cabinets



Cubed Display Cabinets



Receptacle



SPECIFICATIONS

Item	(A) Cutout Width	(B) Width	HP	Volts	Amps	Watts	Weight lb (kg)	NEMA Plug	Item	(B) Width	HP	Volts	Amps	Watts	Weight lb (kg)	NEMA Plug
40842	34 (86.3)	36 (91.4)	1/8	120	3.4	400	210 (95.3)	5-15P	40882	59 (149.9)	1/4	120	4.9	585	271 (122.9)	5-15P
40843	45 (114.3)	48 (121.9)	1/4	120	4.2	510	250 (113.4)	5-15P	40862	35 7/16 (90)	1/4	120	3.9	470	230 (104.3)	5-15P
40844	58 (147.3)	60 (152)	3/4	120	4.4	530	274 (124.3)	5-15P	40886	35 7/16 (90)	1/4	120	3.9	470	230 (104.3)	5-15P
40852	-	35 7/16 (90)	1/8	120	3.6	430	190 (86.2)	5-15P	40863	47 3/16 (119.9)	3/8	120	5.0	600	281 (127.5)	5-15P
40880	-	35 7/16 (90)	1/8	120	3.6	430	190 (86.2)	5-15P	40887	47 3/16 (119.9)	3/8	120	5.0	600	281 (127.5)	5-15P
40853	-	47 3/16 (119.9)	1/4	120	4.6	550	235 (106.6)	5-15P	40864	59 (149.9)	3/8	120	6.0	725	322 (146)	5-15P
40881	-	47 3/16 (119.9)	1/4	120	4.6	550	235 (106.6)	5-15P	40889	59 (149.9)	3/8	120	6.0	725	322 (146)	5-15P
40854	-	59 (149.9)	1/4	120	4.9	585	271 (122.9)	5-15P								



Outperform every day.™

www.vollrath.com

The Vollrath Company, L.L.C.
1236 North 18th Street
Sheboygan, WI 53081-3201 U.S.A.
Customer Service: 800.628.0830
Canada Customer Service: 800.695.8560
Main Fax: 800.752.5620 or 920.459.6573

Technical Services: 800.628.0832
Technical Services Fax: 920.459.5462